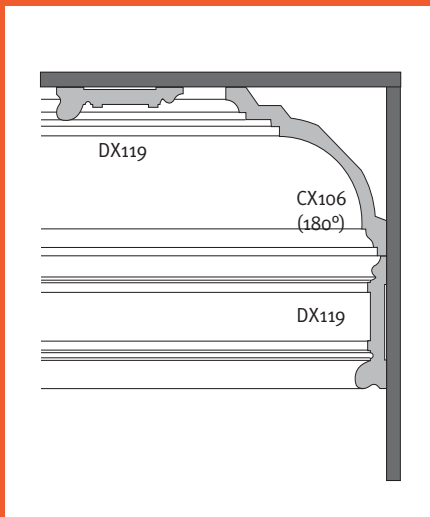




# THE ORAC USER MANUAL





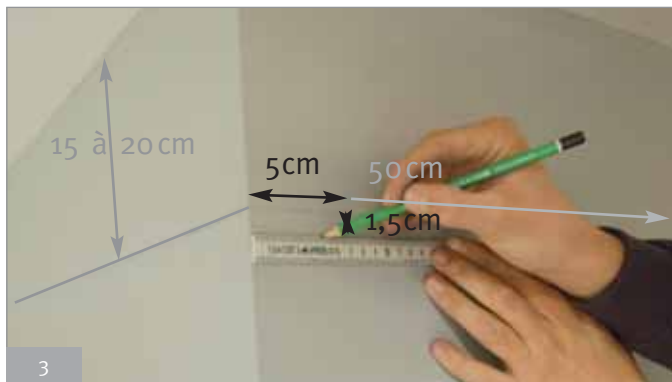
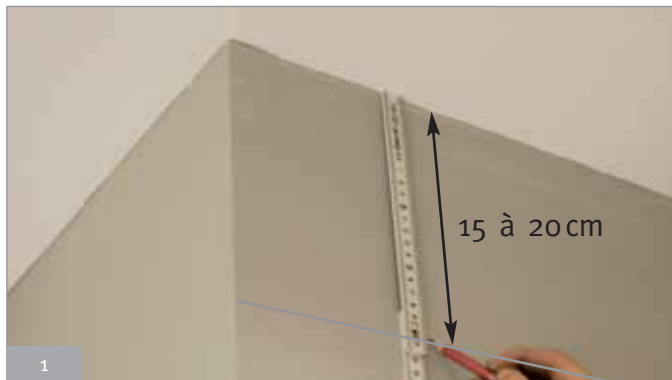
THE ORIGINAL



### 3.3 installation of cornices for indirect lighting



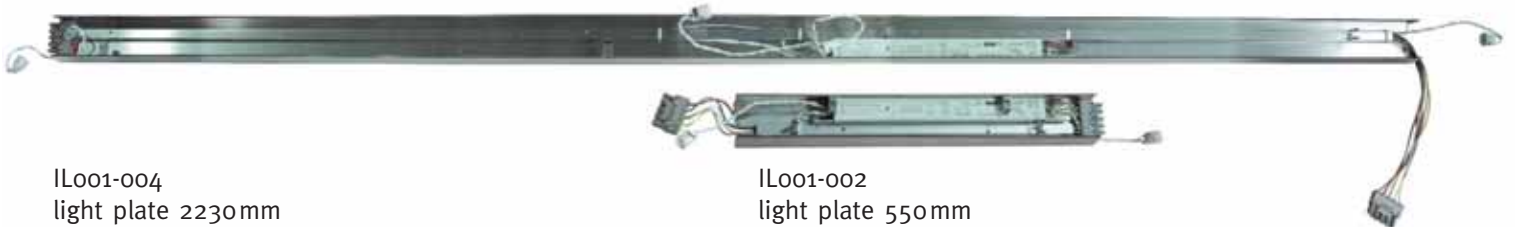
Similar installation instructions for:

- C900, C901, C902 (ORAC Decor)
- C351, C352, C357, C358 (ORAC Myline)





### 3.4 installation of light plates





IL001-004  
light plate 2230mm  
dimmable - T5 2x28W

IL001-002  
light plate 550mm  
dimmable - T5 1x14W

lamps: see page 20

Lightplates to use with C900, C901, C902, C351, C352, C357, C358. Check detailed installation instructions in packaging, for more information about number of lightplates, connection to the main electricity supply and wiring chart.



5



- \* IL000-001 5 x plexi cover for C357, 100 cm
- IL000-002 5 x plexi cover for C358, 100 cm

